

7* , -'8'*+ , -' , &"39/' -3%: ; 1<=\$2/'! ; > >\$2'
()?(@'763\$AB'* (CD'
7; #235A\$5&'E5<%&5A'F 53\$<>"'F ; #"; >"
G53A\$&9'H53. %; 3B'! /: &"/'
!
!"##\$%&'()'
+ , -' . /' (0(' . /'#"12%3!"!435%32!
#\$!%&'()*+ ,)+ , !
- , . ' + /!0\$ 1 +')!
2(3&4+5!-66)!!
#+&74. !8494'(!!
0(1 \$, !: ;<4'4!!

!!

!



MOV3MENT

transport energy environment



Setting the scene: Four quick facts about transport in Australia

Energy Productivity Summit – Transport session

14 April 2017

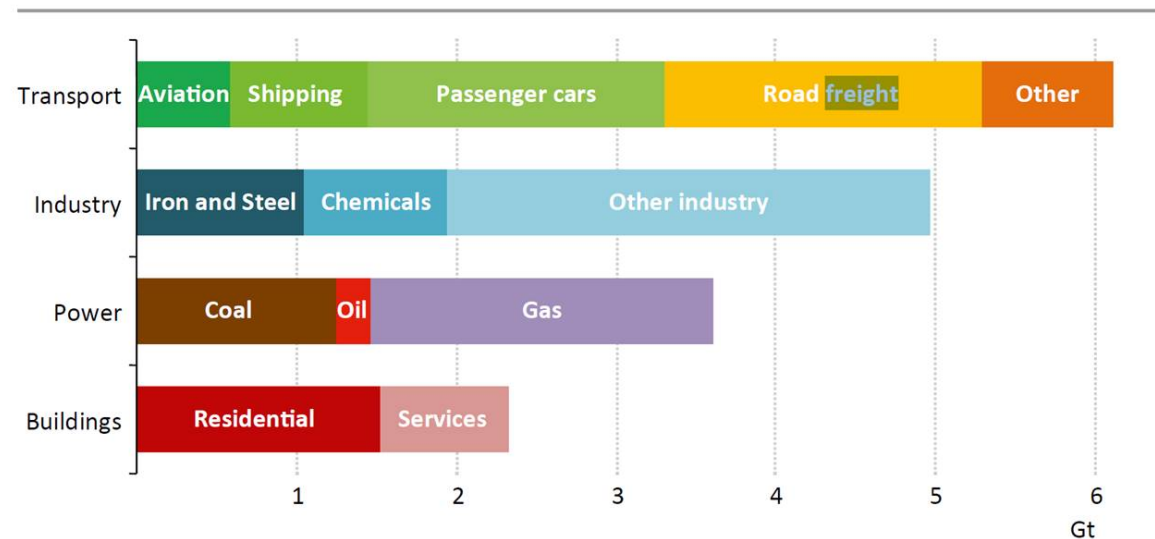
Mark Gjerek, Chair



Fact 1: Transport is set to become the main source of GHG emissions

- In some countries, transport is already the largest source of GHG emissions

Figure 8.14 ▶ Global energy-related CO₂ emissions by selected sector in the 450 Scenario, 2040



Source: IEA 2016

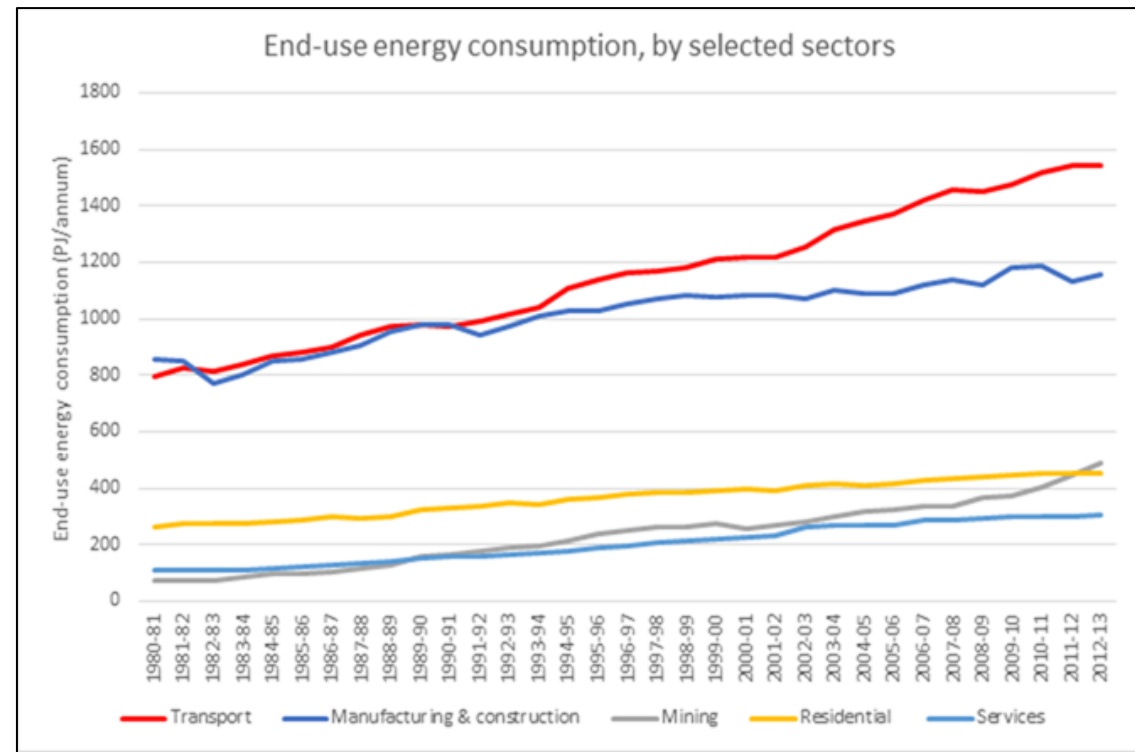
Emissions that remain in the 450 Scenario in 2040 are concentrated in areas that are increasingly challenging to decarbonise

- Not yet in Australia, but as electricity decarbonises, transport becomes dominant



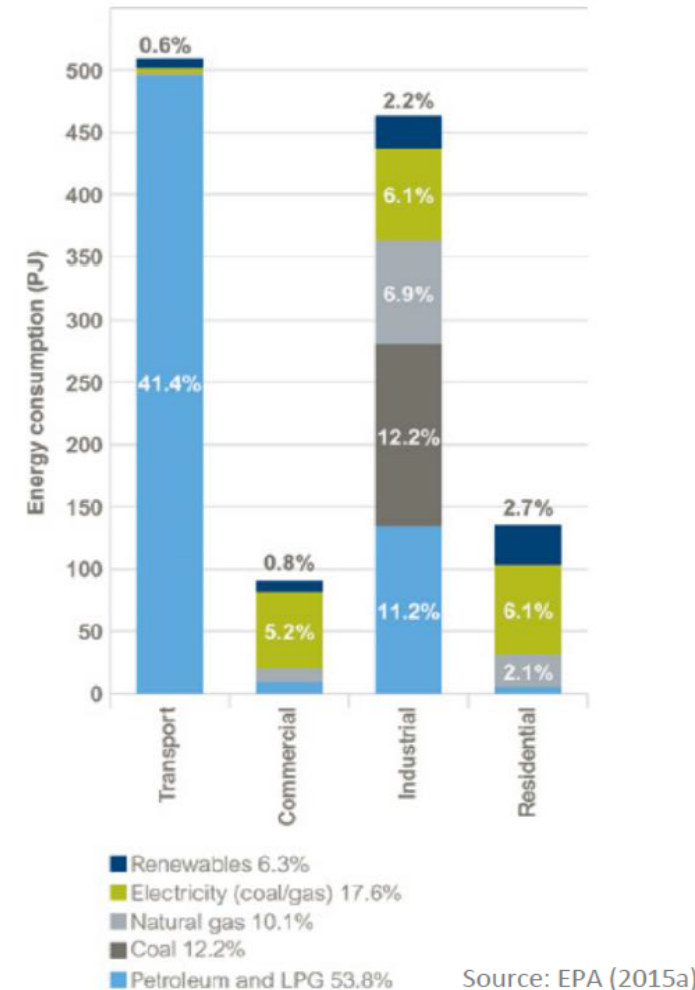
Fact 2: Transport is already the largest user of energy

- In 2012/13, transport overtook electricity production in terms of primary energy consumption
- In final energy terms, it is a giant: 39% of all final energy
- It's also the fastest-growing sector.
- Households spend more on fuel than electricity & gas combined.
- Energy cost can represent up to 30% of opex for transport businesses.



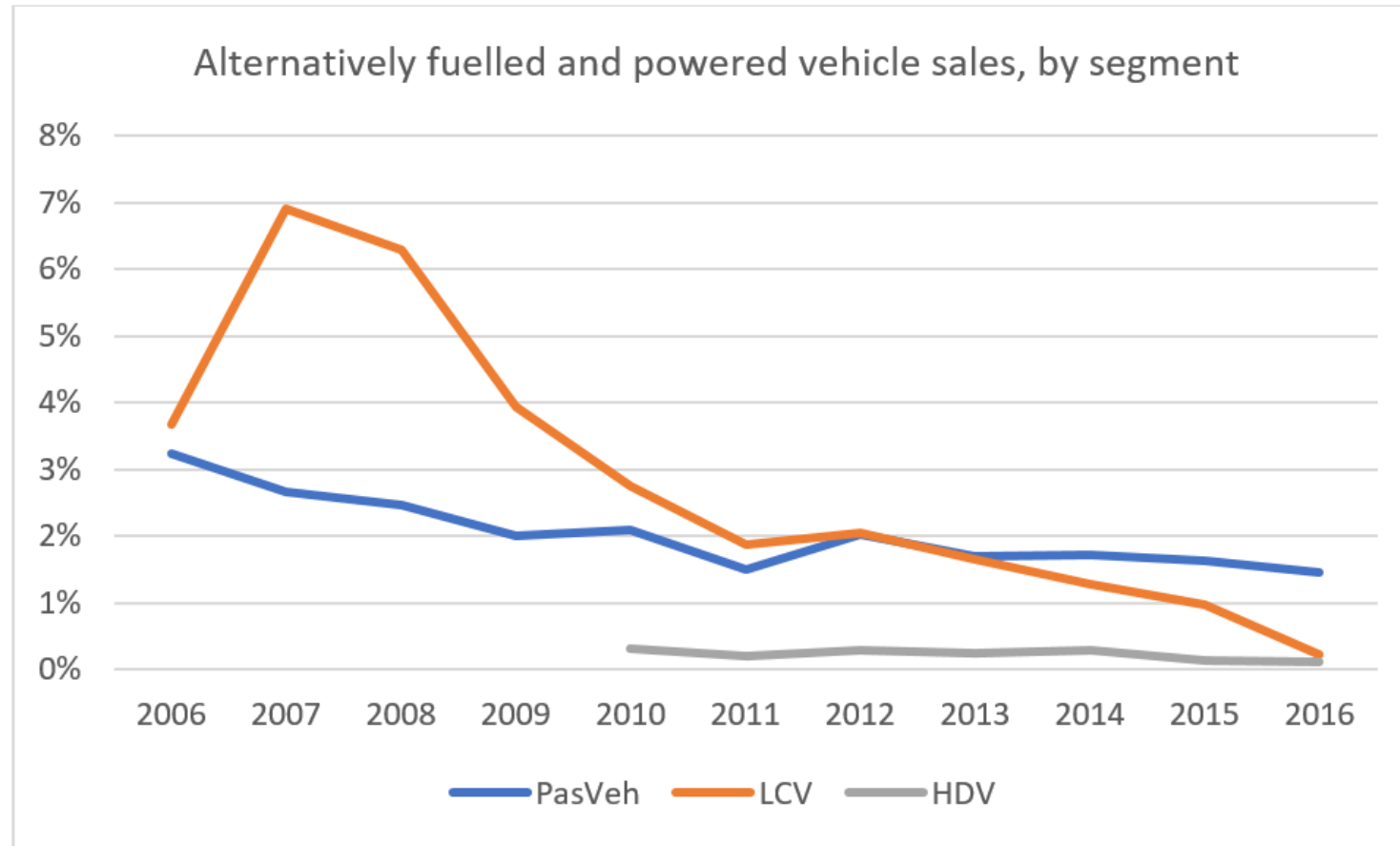
Fact 3: Australian transport has a dependency problem

- Almost all transport energy in Australia comes from oil
- Lack of diversification raises risks:
 - supply & supply stability
 - price & price volatility (household/business costs)
 - competition
 - energy productivity
- There are no quantum leaps in efficiency for oil-powered transport.



Fact 4: Just hoping for more efficient vehicles isn't working

- The long-term trend for LEVs/alternative fuels in Australia is OPPOSITE to overseas



Data: TIC 2017, VFACTS 2016

